


# ATHENA MESH

High-transparency LED Mesh Display



**CLW**  
[www.companyoman.com](http://www.companyoman.com)

 **QSTECH**  
A CVTE COMPANY


## APPEARANCE




· Aluminum alloy LED bar, longer service life.




· Light weight 14kg/m<sup>2</sup>, 67% high transparency.



· IP65 High IP rating.



· Arc and cylinder cabinets are customizable to empower more creative displaying.



## SPECIFICATIONS

Model	CT UC3115B	CT C313B	CT UC5025
LED Type	DIP	DIP	DIP
Pixel Pitch (mm)	31.25/15.625CLASS B	31.25CLASS B	50/25
Horizontal Pixel Pitch (mm)	31.25	31.25	50
Vertical Pixel Pitch (mm)	15.625	31.25	25
Pixel Composition	1R1G1B	2R2G2B	2R2G2B
LED Bonding Wire	Gold	Gold	Gold
Brightness (nits)	≥6500	≥6500	≥6500
Refresh Rate (Hz)	≥1920	≥1920	≥1920
Cabinet Size (WxH)	1000x1250	1000x1500	800x1600
Cabinet Resolution	32x80	32x48	16x64
Cabinet Material	Aluminium	Aluminium	Aluminium
Power Consumption (Max. / Ave.) (W/m <sup>2</sup> )	316/106	254/85	254/85
Weight (kg)	14.5	14	16
Gray Scale (Bit)	14	14	14
Viewing Angle (H/V)	100°/55°	100°/55°	100°/55°
Transmittance	67%	67%	70%
IP Rating	IP65	IP65	IP65
Input Voltage (V)	AC100-240V 50/60Hz	AC100-240V 50/60Hz	AC100-240V 50/60Hz
Maintenance	Front/Rear	Front/Rear	Front/Rear
Operating Temperature / Humidity (°C/RH)	-30~50/10~90%	-30~50/10~90%	-30~50/10~90%

\*All specification are subject to change without prior notice.

· Double-sided sealant potting, excellent water resistance, stable LED bars.



· Simple installation design, less precision demands on steelwork, fast installation.

